



# Great Valley School District

2018-2019 Budget  
Information

# Operating Cost per Pupil

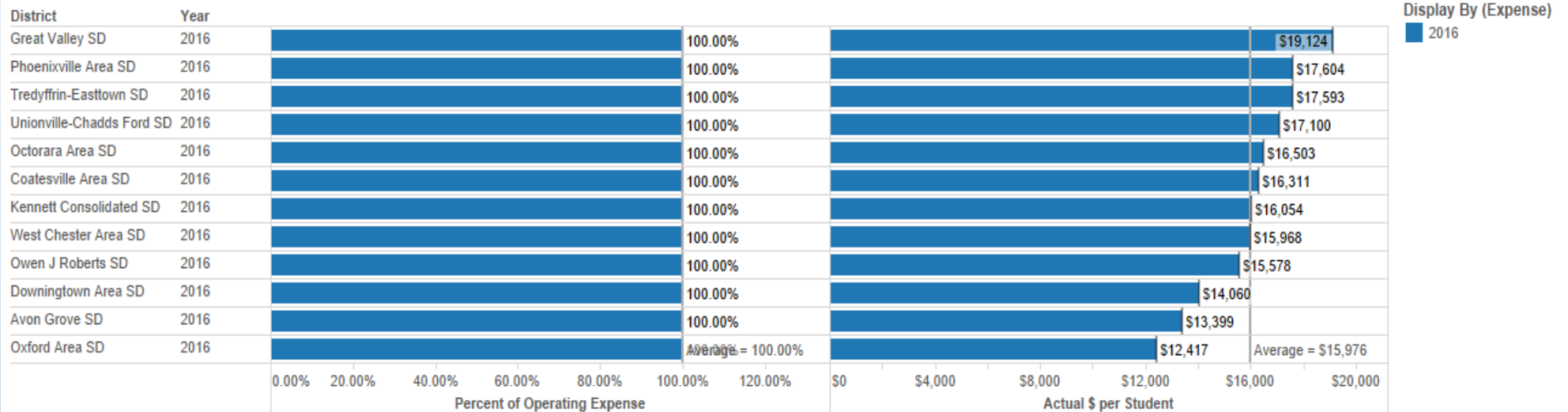
## Line Item Spending Comparison

District(s): All

Source: Pennsylvania Department of Education

Notes: "Total Operating Expense" includes operating items from General Fund;

Actual \$ Per Student is calculated based on Average Daily Membership when available and regular enrollment when not available.



# Special Education Cost per Pupil

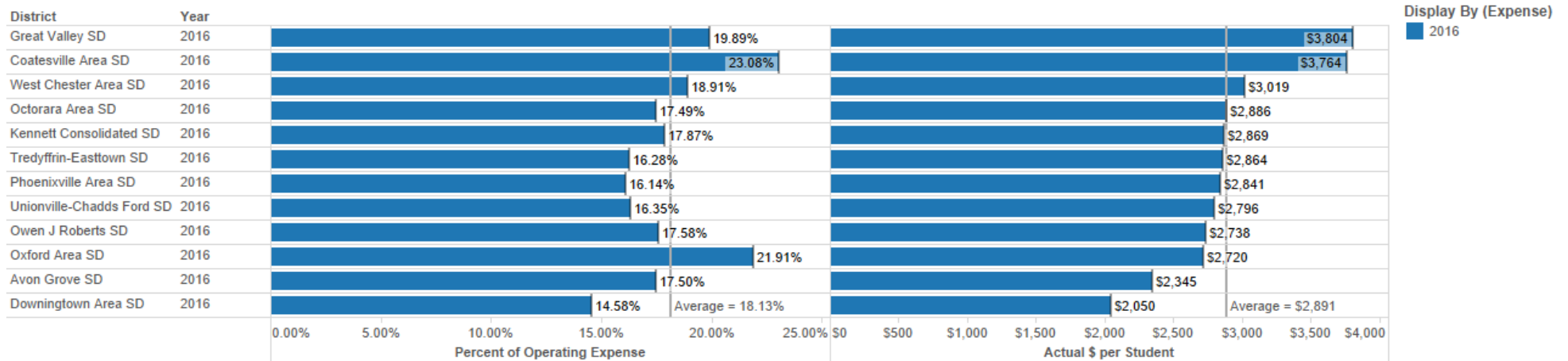
## Line Item Spending Comparison

District(s): All

Source: Pennsylvania Department of Education

Notes: "Total Operating Expense" includes operating items from General Fund;

Actual \$ Per Student is calculated based on Average Daily Membership when available and regular enrollment when not available.



# Regular Education Cost per Pupil

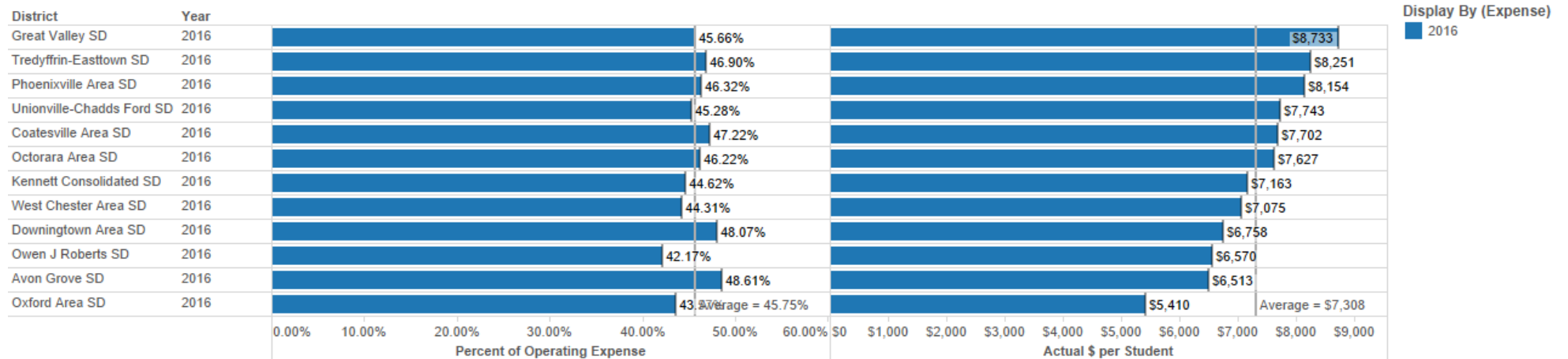
## Line Item Spending Comparison

District(s): All

Source: Pennsylvania Department of Education

Notes: "Total Operating Expense" includes operating items from General Fund;

Actual \$ Per Student is calculated based on Average Daily Membership when available and regular enrollment when not available.



# Vocational Education Cost per Pupil

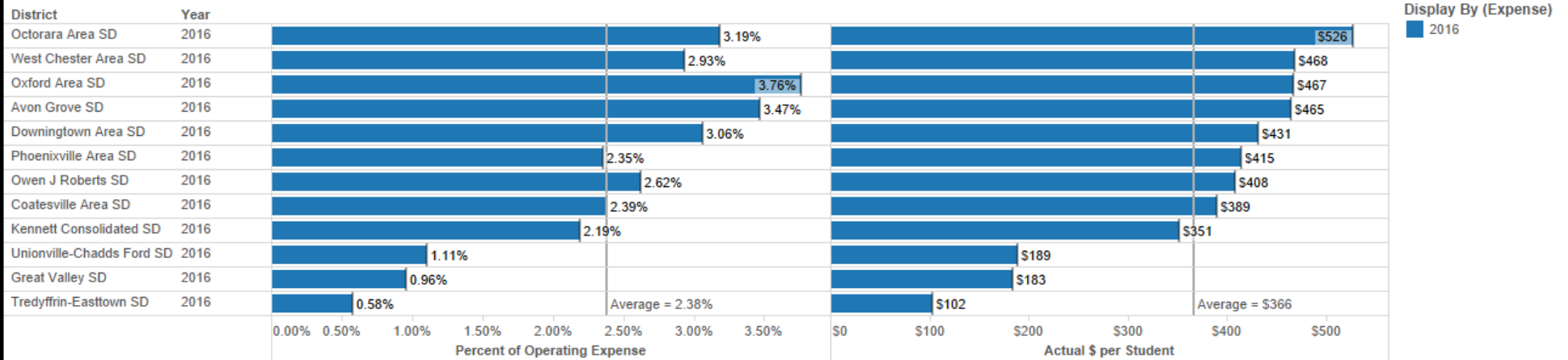
## Line Item Spending Comparison

District(s): All

Source: Pennsylvania Department of Education

Notes: "Total Operating Expense" includes operating items from General Fund;

Actual \$ Per Student is calculated based on Average Daily Membership when available and regular enrollment when not available.



# Maintenance Cost per Pupil

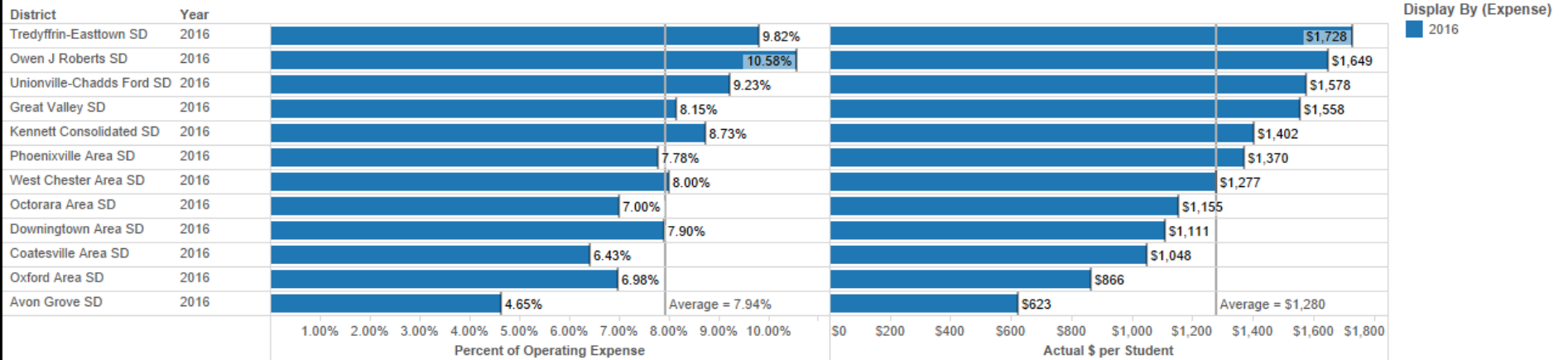
## Line Item Spending Comparison

District(s): All

Source: Pennsylvania Department of Education

Notes: "Total Operating Expense" includes operating items from General Fund;

Actual \$ Per Student is calculated based on Average Daily Membership when available and regular enrollment when not available.



# Transportation Cost per Pupil

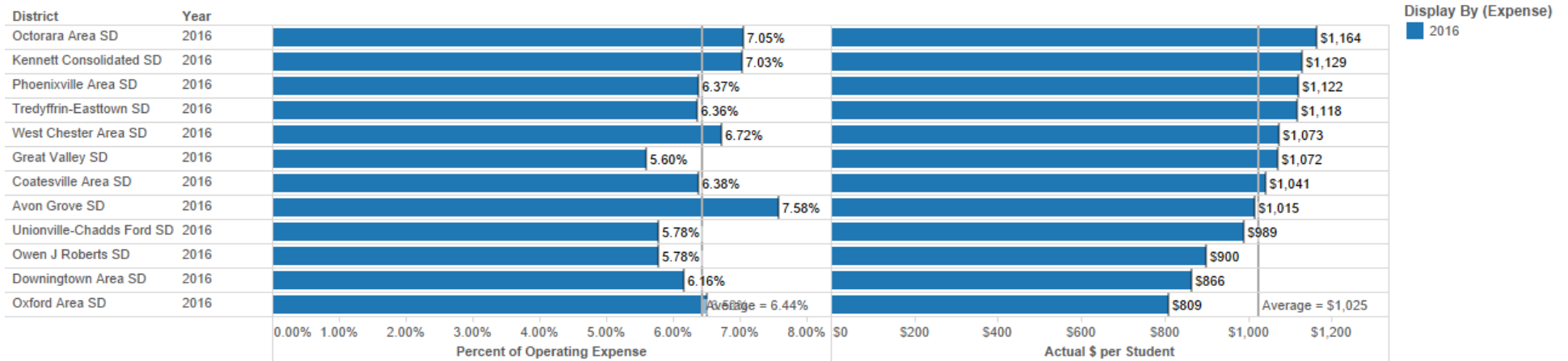
## Line Item Spending Comparison

District(s): All

Source: Pennsylvania Department of Education

Notes: "Total Operating Expense" includes operating items from General Fund;

Actual \$ Per Student is calculated based on Average Daily Membership when available and regular enrollment when not available.



# Other Financing/Debt Cost per Pupil

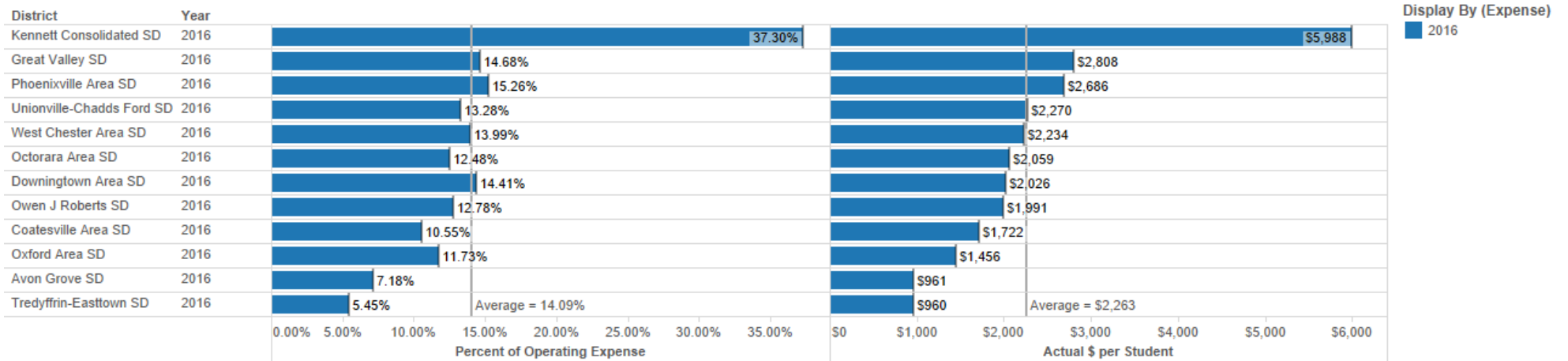
## Line Item Spending Comparison

District(s): All

Source: Pennsylvania Department of Education

Notes: "Total Operating Expense" includes operating items from General Fund;

Actual \$ Per Student is calculated based on Average Daily Membership when available and regular enrollment when not available.





Great Valley School District  
2018-2019 Budget

# Demographic information



# Years At A Glance

Year	Enrollment	Prof Staff	# of Retirement	Special Education	Gifted	504s	ELL
2008-09	3988	333.35	5	594	112	239	36
2009-2010	4053	334.4	16	501	162	219	87
2010-2011	4076	327	13	545	136	246	57
2011-2012	4029	320.05	3	541	212	239	77
2012-2013	4000	316.25	6	639	255	---	101
2013-2014	3959	321.8	11	669	292	309	107
2014-2015	3932	322.35	3	671	320	269	145
2015-2016	3975	329.35	7	682	370	343	170
2016-2017	3987	336.85	1	798	391	353	190
2017-2018 * As of Nov, these numbers are not complete for the school year	4181	340.65*	TBD	743*	374*	317*	236*

# Demographic Comparison

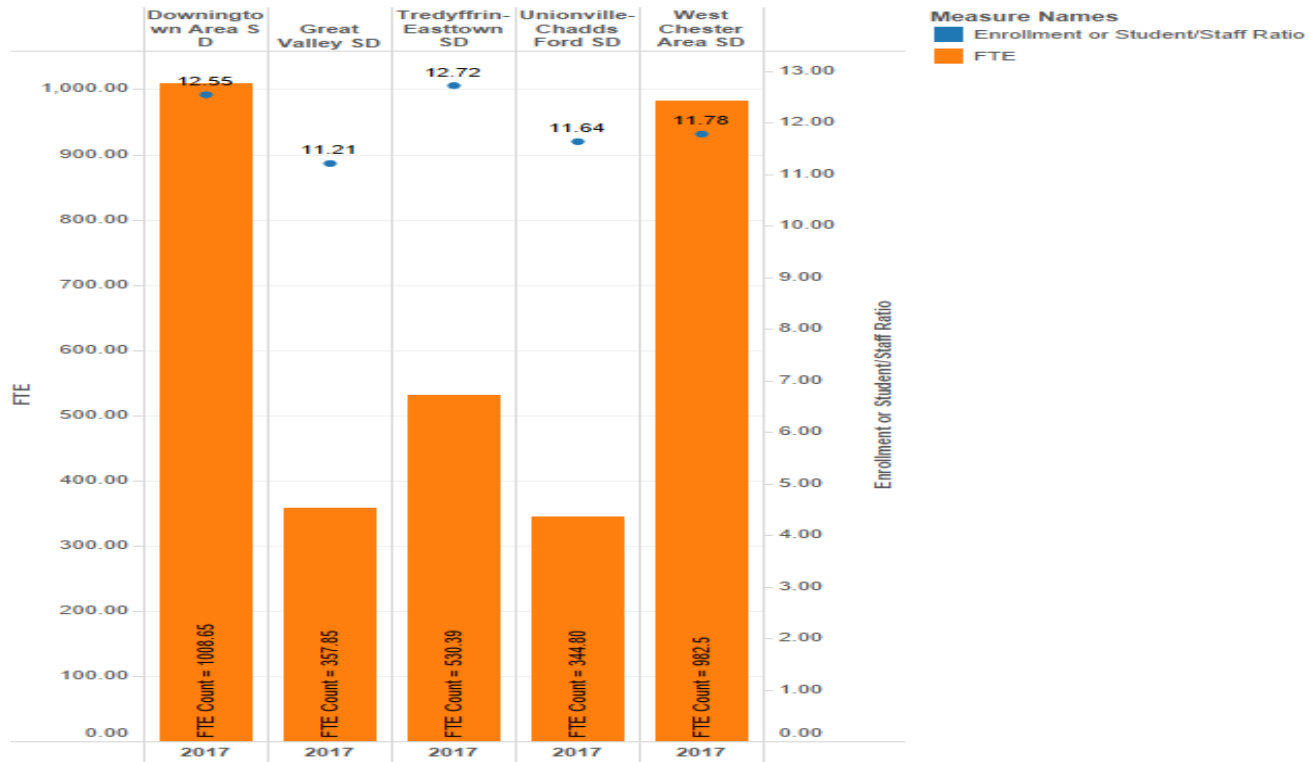
School District	Enrollment	Special Ed %	ELL %	ED %	Gifted %
Great Valley	4,181	17.80	3.86	15.18	8.05
Tredyffrin Eastown	6,749	13.97	1.64	6.48	10.00
West Chester	11,578	14.17	3.57	14.70	6.04
Unionville	4,013	14.30	1.20	4.51	10.72
Downingtown	12,656	16.62	1.23	10.31	5.04

# Total Certified Staff/Student

## Staffing Ratios

District(s): Downingtown Area SD, Great Valley SD, Tredyffrin-Easttown SD and 3 more  
 Position(s): All

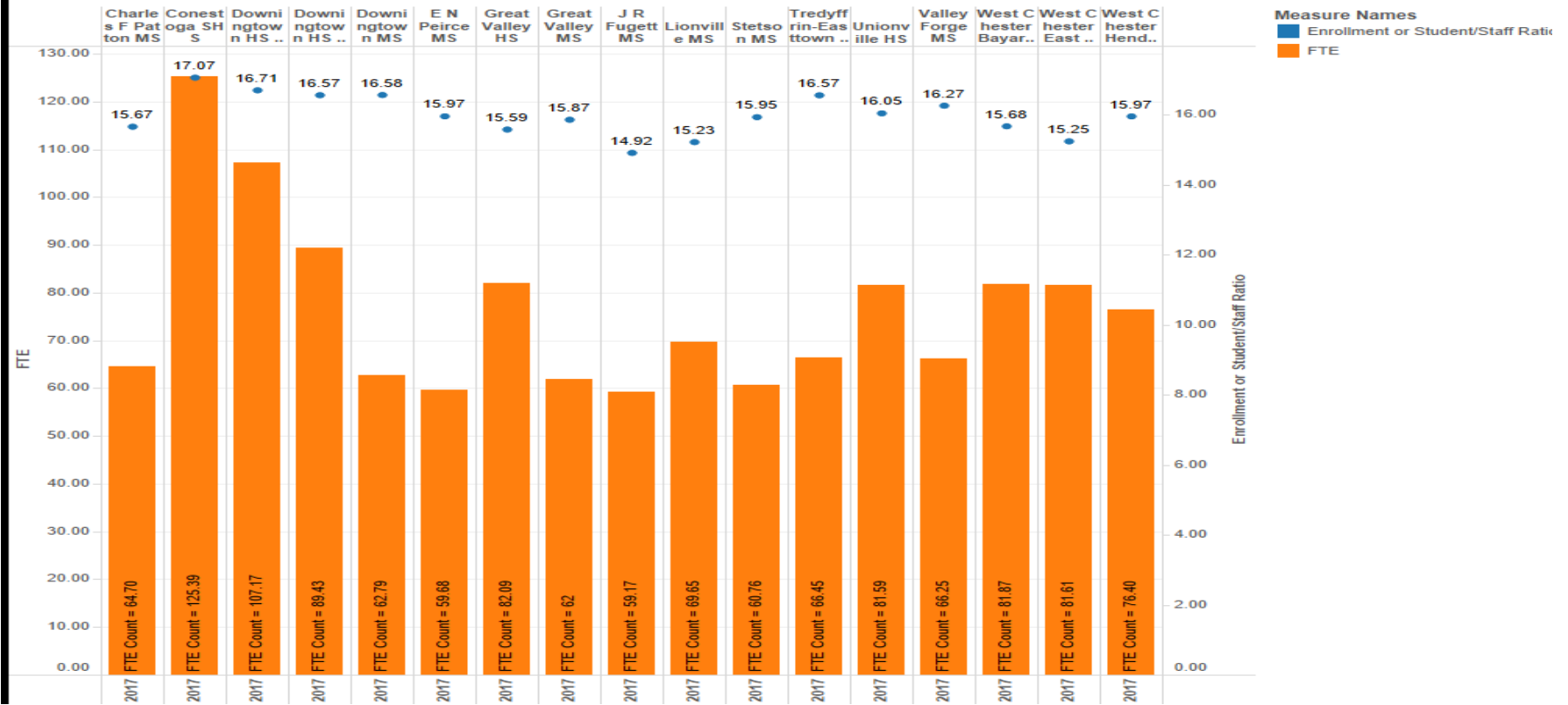
Source: DOE - Salary and Enrollment Records



# Regular Education Certified Staff/Student

## Staffing Ratios

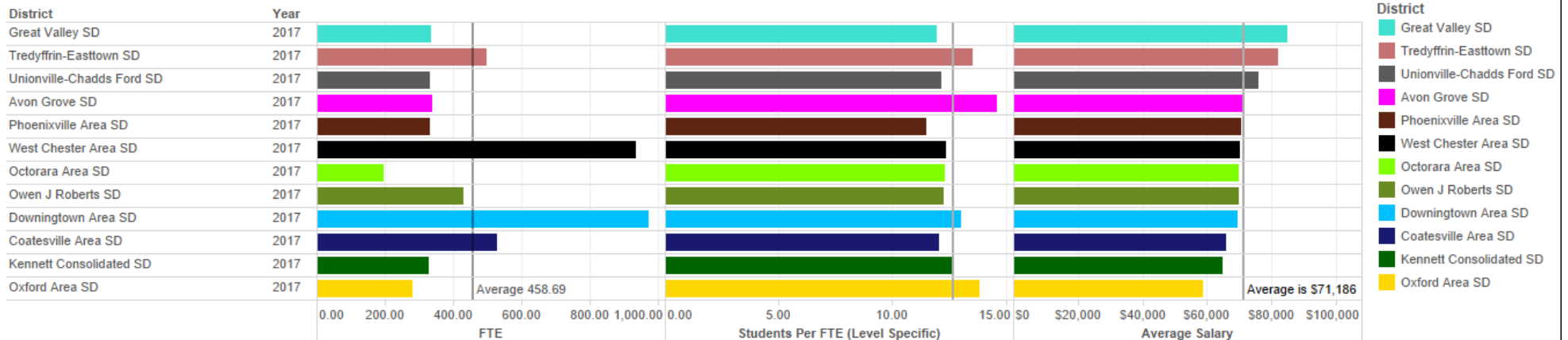
District(s): Downtown Area SD, Great Valley SD, Tredyffrin-Easttown SD and 3 more  
 Position(s): Elementary Teacher, Other, Secondary Teacher and 2 more  
 Source: DOE - Salary and Enrollment Records



# Staffing Analysis – FTE Student/FTE Average Teacher Salary

## District Position Control Analysis

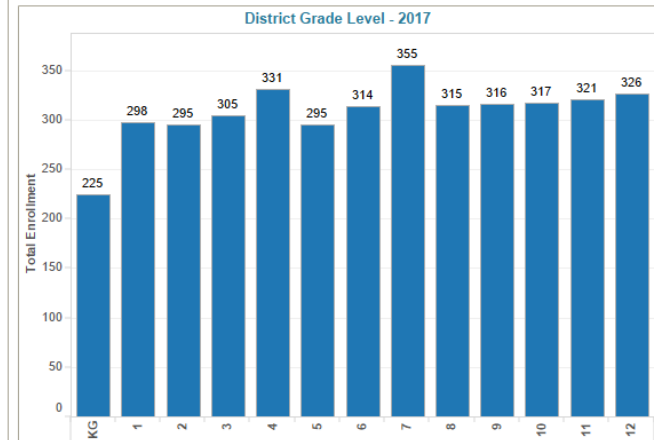
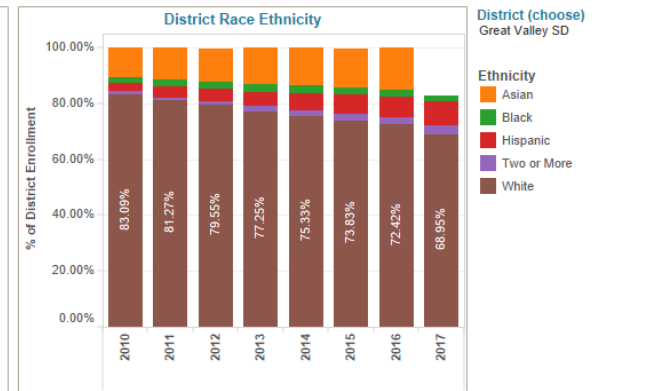
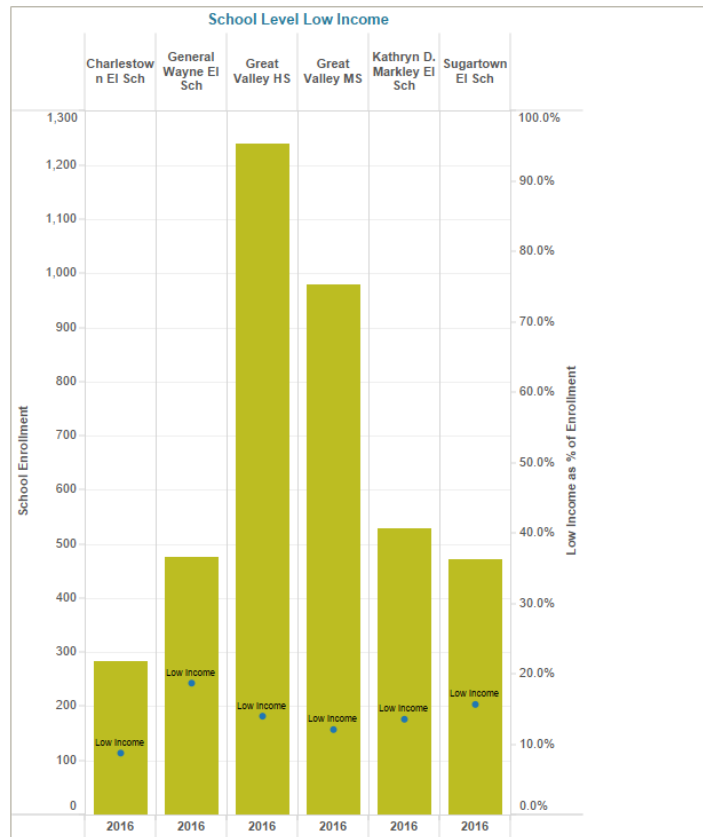
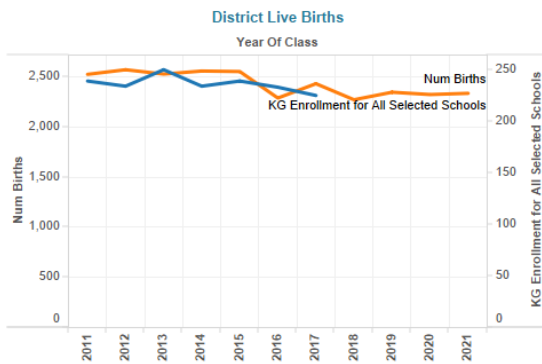
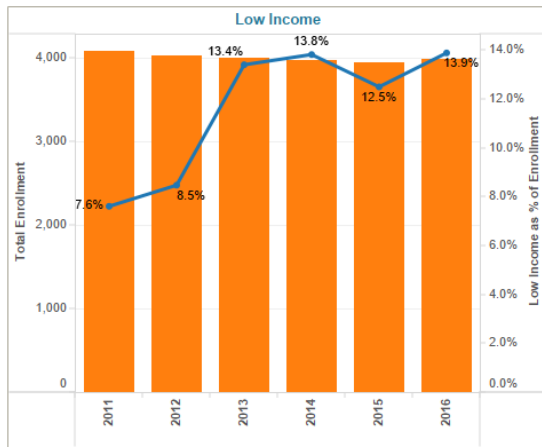
District(s): All  
 Position(s): Elementary Special Ed. Teacher, Elementary Teacher, Guidance and 7 more  
 School Level: All Schools  
 Source: DOE - Salary and Enrollment Records



# Great Valley School District Dashboard

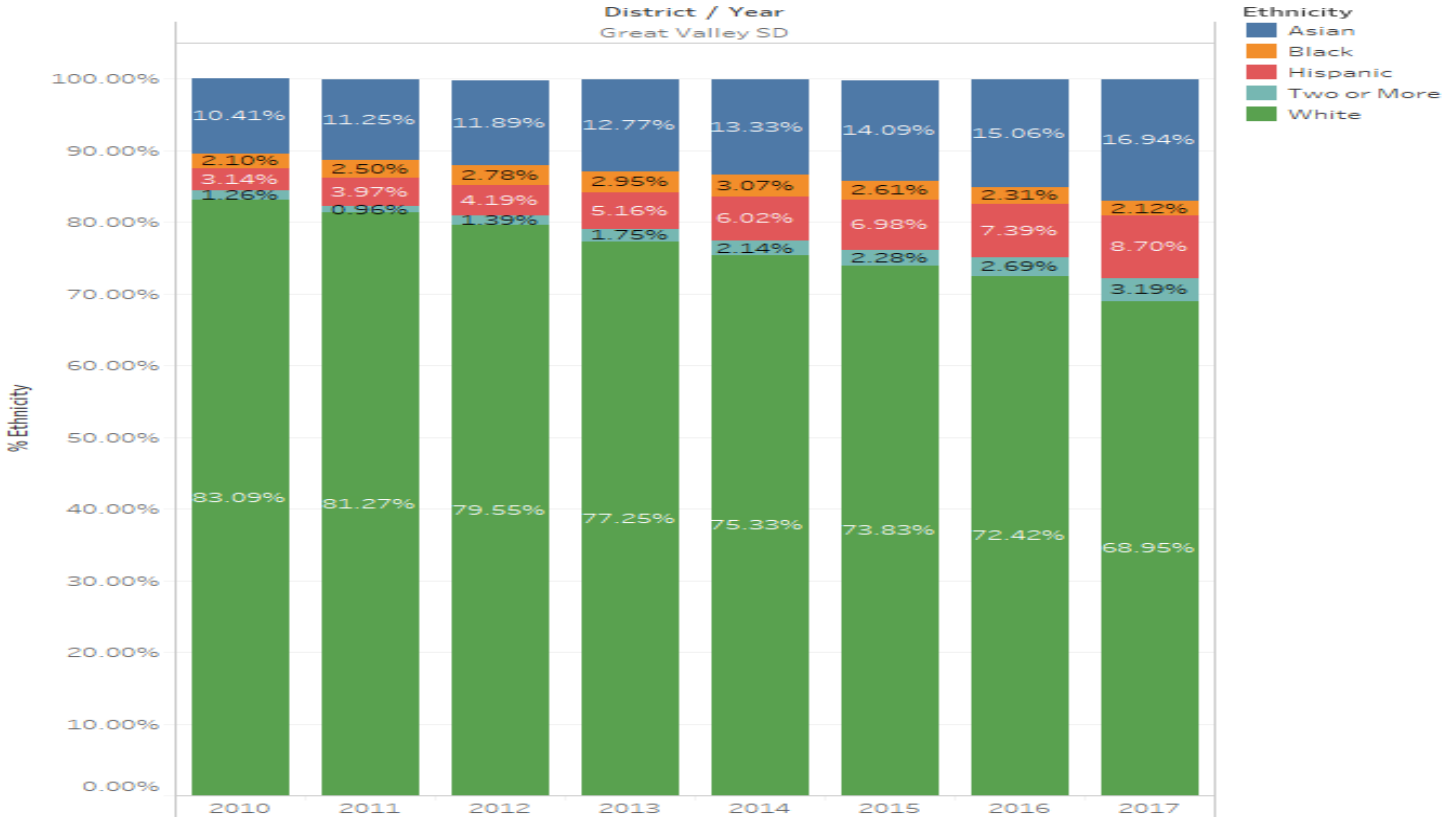
Enrollment Dashboard  
Great Valley SD  
Source: PA DOE Enrollment Data

Abc



# Demographic Information

Race/Ethnicity Enrollment Trend



Sum of % Ethnicity for each Year broken down by District. Color shows details about Ethnicity. The marks are labeled by sum of % Ethnicity.