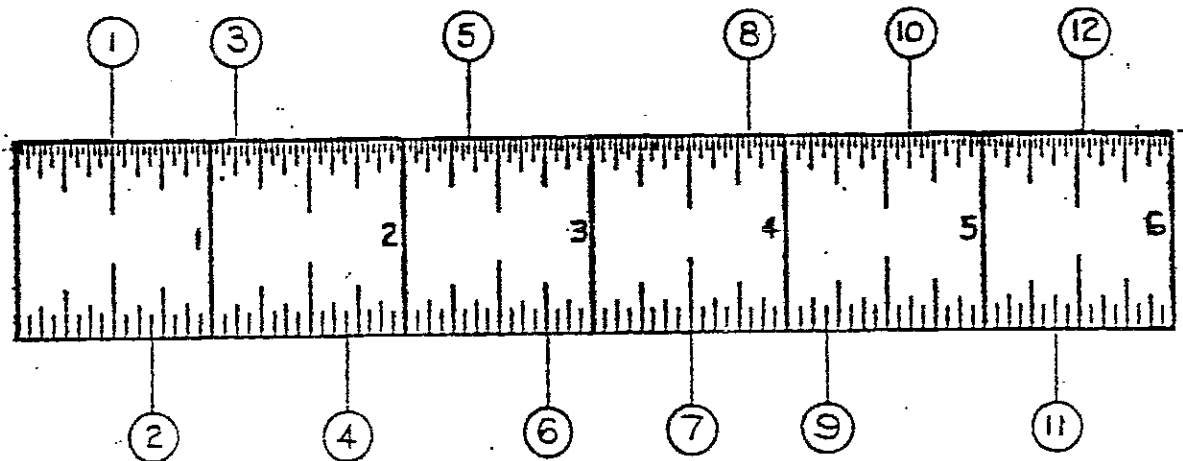


Name: \_\_\_\_\_

Date: \_\_\_\_\_

### MEASUREMENT TEST B1


- I. Read the measurements opposite the numbers circled below. Record your answer next to the number on the right as shown in example number one.



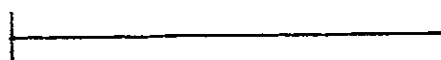
- |                    |          |          |           |
|--------------------|----------|----------|-----------|
| 1. $\frac{1}{2}$ " | 4. _____ | 7. _____ | 10. _____ |
| 2. _____           | 5. _____ | 8. _____ | 11. _____ |
| 3. _____           | 6. _____ | 9. _____ | 12. _____ |

- II. Measure the lengths of each line on the right and place your answer in the space provided on the left.


13. Ans. \_\_\_\_\_




14. Ans. \_\_\_\_\_



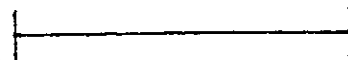
15. Ans. \_\_\_\_\_




16. Ans. \_\_\_\_\_




17. Ans. \_\_\_\_\_



18. Ans. \_\_\_\_\_



19. Ans. \_\_\_\_\_



20. Ans. \_\_\_\_\_

