

Great Valley High School - "Family Survey" Report Summary - February 2018

INTRODUCTION

YouthTruth

STUDENT SURVEY

A NATIONAL NONPROFIT

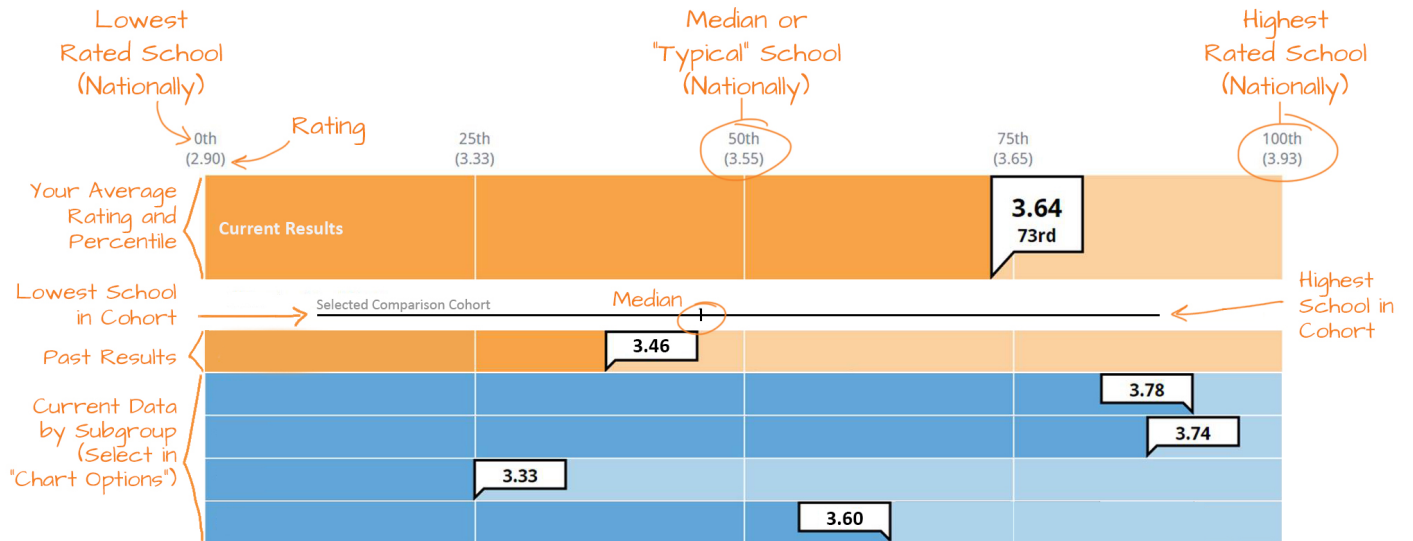
This Summary Report provides an overview of GVHS family members' responses to YouthTruth's *Family Survey*. In the "Results" section of this report, several charts summarize responses from family members at GVHS to sets of survey questions related to School Culture, Engagement & Empowerment, School Safety, Relationships, Resources and Communication & Feedback. The charts additionally show how results for GVHS compare to the results of other schools that have participated in the *Family Survey* as well as how results for particular subgroups compare to the results for other subgroups within GVHS.

Your report includes the following sections:

Key Ratings

Results

How To Read Your Report



KEY RATINGS


Key Measures

Average Rating

Percentile Rank

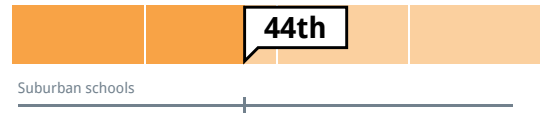
School Culture

3.92



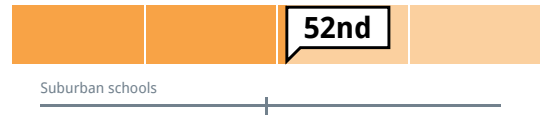
Engagement & Empowerment

3.54



Relationships

3.97



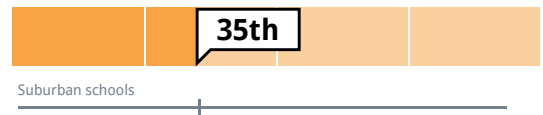
Resources

3.94



Communication & Feedback

3.57



RESULTS

Family members of students at GVHS were surveyed in February 2018 about their perceptions of their school in terms of School Culture, School Safety, Engagement and Empowerment, Relationships, Resources and Facilities, and Communication and Feedback.

On an **absolute** basis, GVHS family members provided the highest ratings on **Relationships** and **Resources**, while the lowest rated topics were **Engagement and Empowerment** and **Communication and Feedback**.

In order to put feedback into context, this report compares GVHS family members' ratings to the ratings of family members from **51** other high schools across the country.

On a **relative** basis, GVHS family members gave **more** favorable feedback on:

- Resources

GVHS family members gave **typical** feedback on:

- Relationships
- Engagement and Empowerment
- School Culture

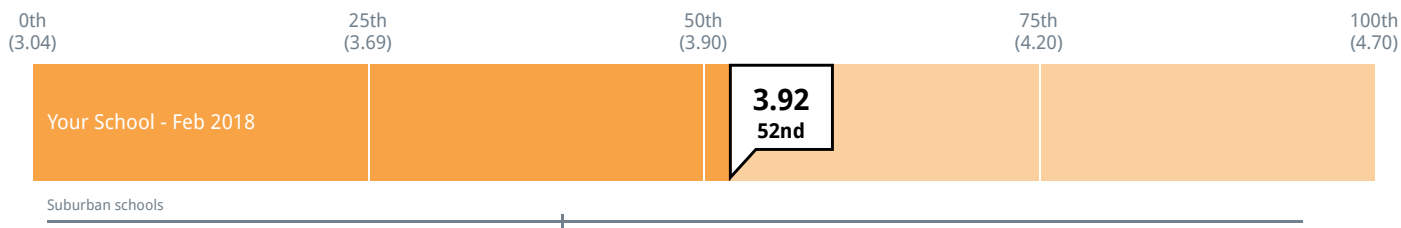
GVHS family members gave **less** favorable feedback on:

- Communication and Feedback
- School Safety

The number of family members who responded to this survey is **338**. Please refer to the Appendix section for more information about the demographics of the respondents.

School Culture Summary Measure

This summary measure describes the degree to which families believe their school fosters shared goals, respect, fairness, and diversity.



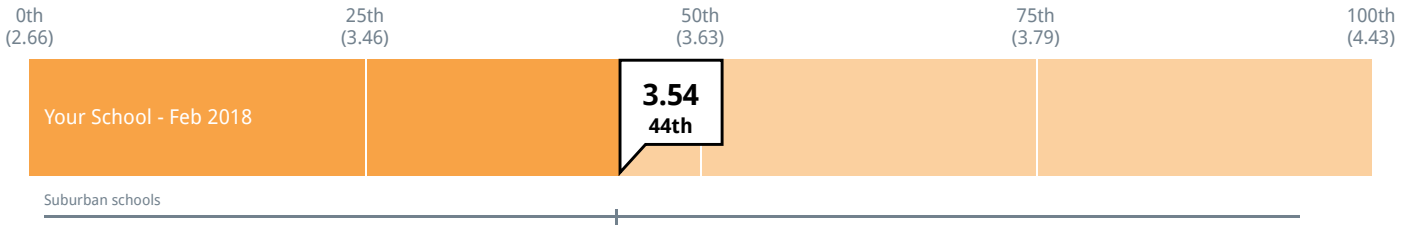
Cohort: Suburban schools ▼

Past results: On Off

Subgroup: None ▼

Engagement & Empowerment Summary Measure

This summary measure describes the degree to which families are engaged in their school and empowered to influence decision making.



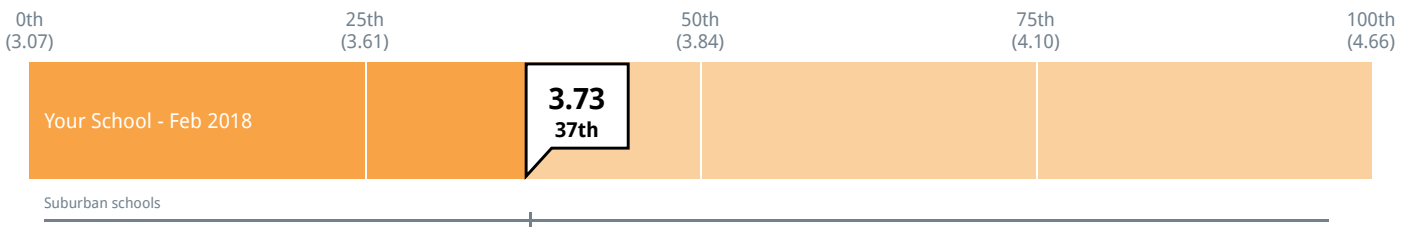
Cohort: Suburban schools ▼

Past results: On Off

Subgroup: None ▼

School Safety Summary Measure

This summary measure describes the degree to which families believe that their school is a safe place for students.



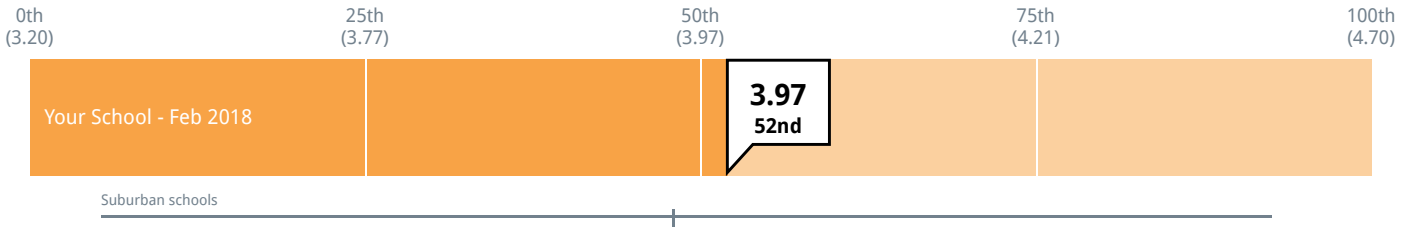
Cohort: Suburban schools ▼

Past results: On Off

Subgroup: None ▼

Relationships Summary Measure

This summary measure describes the degree to which families experience positive relationships in their school based on respect, care and approachability.



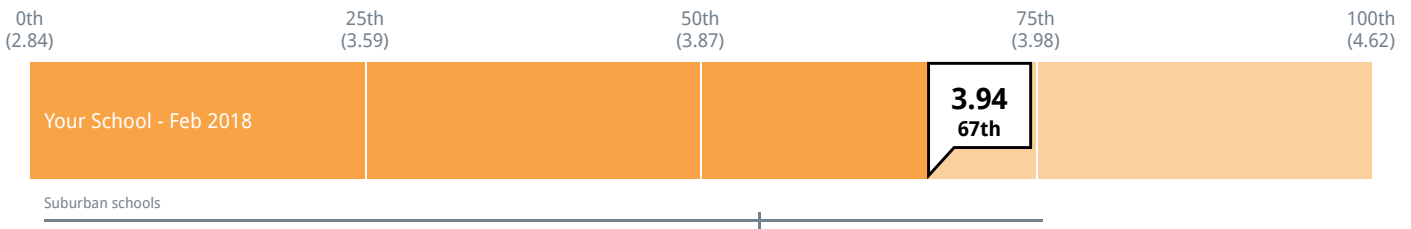
Cohort: Suburban schools ▼

Past results: On Off

Subgroup: None ▼

Resources Summary Measure

This summary measure describes the degree to which families believe that their school deploys the necessary resources to support students.



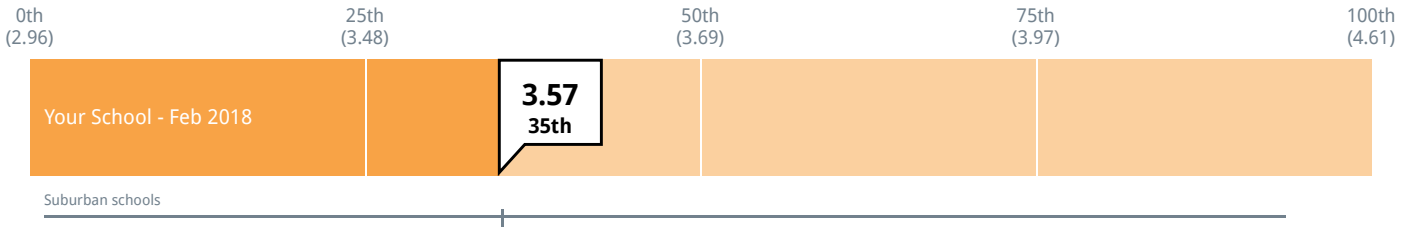
Cohort: Suburban schools ▼

Past results: On Off

Subgroup: None ▼

Communication & Feedback Summary Measure

This summary measure describes the degree to which there are open and effective lines of communication between families and schools.



Cohort:

Past results: On Off

Subgroup:

Proportion of Positive Ratings

Summary Measure	Great Valley High School	Typical School Nationally
Communication and Feedback	51%	53%
School Safety	58%	63%
Relationships	77%	73%
Resources	75%	60%
Engagement and Empowerment	49%	52%
School Culture	80%	72%

Note: The percent of positive ratings includes the proportion of family members whose average rating across the related questions was at least a 3.5 out of 5.