

Great Valley School District - Elementary Schools - "Overall School Experience" District Report - October 2018

KEY RATINGS

Youth Truth

STUDENT SURVEY

A NATIONAL NONPROFIT

Your report includes the following sections:

KEY RATINGS

EXECUTIVE SUMMARY

ENGAGEMENT (See note below)

ACADEMIC RIGOR

INSTRUCTIONAL METHODS

RELATIONSHIPS

CULTURE

*PROJECT-BASED LEARNING

*STEM EDUCATION

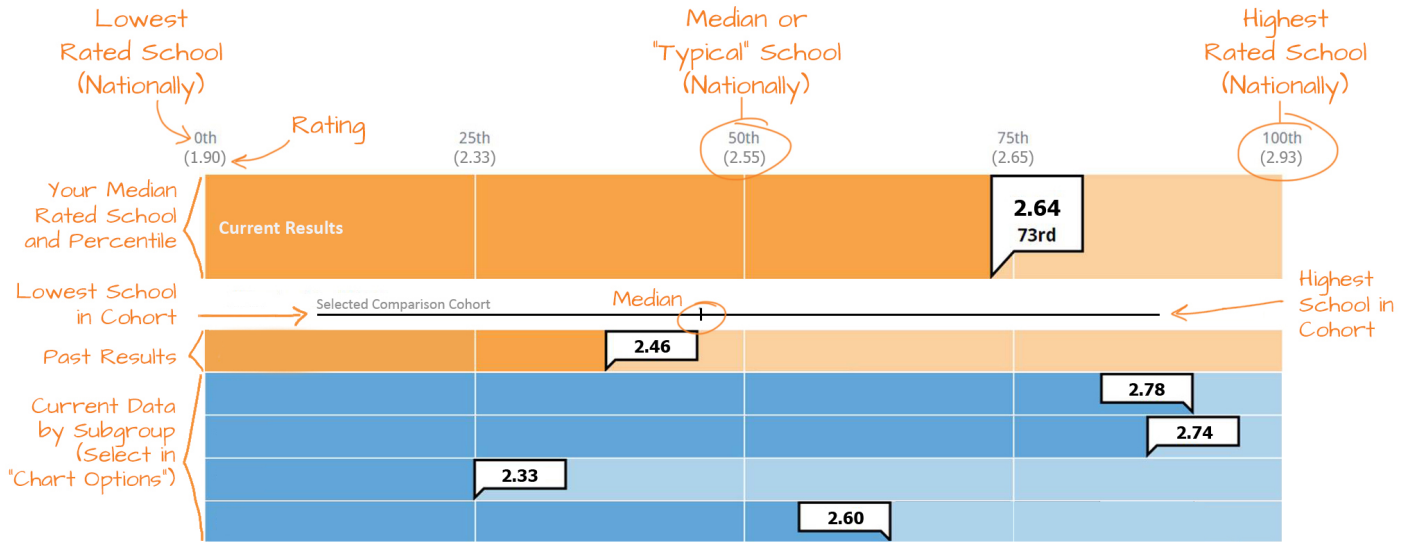
*STUDENT MOTIVATION

*SCHOOL SAFETY

STUDENT COMMENTS

APPENDIX

*IF APPLICABLE



Key Measures

Trend Data

Average Rating

Percentile Rank


Engagement

N/A

2.87



Academic Rigor



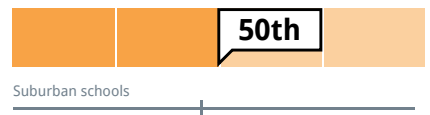
2.48



Instructional Methods



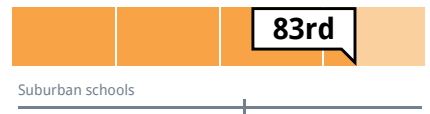
2.60



Relationships



2.80



Culture



2.36



Note on the Engagement summary measure: One of the questions in the Engagement summary measure has recently been revised. As a result, this summary measure has a fewer number of schools in its set of comparative data than do other summary measures in this report, and in addition, this summary measure will not have trend data even if other summary measures do. Please take this into account when viewing your Engagement data.

EXECUTIVE SUMMARY

Students at Great Valley School District were surveyed in October 2018 about their perceptions of their schools in terms of Engagement, Academic Rigor, Instructional Methods, Relationships, and Culture.

On an **absolute** basis, students at the typical Great Valley School District elementary school provided the highest ratings on **Engagement** and **Relationships**, while the lowest rated topics were **Culture** and **Academic Rigor**.

In order to put student feedback into context, this report compares Great Valley School District students' ratings to the ratings from students at **334** other elementary schools across the country. The median, or "typical," elementary school in your district will serve as the primary point of comparison to other participating schools. The "typical" school will always be the median-rated school for that specific measure. You can view results for specific elementary schools as well as for subgroups based on grade-level and gender in charts throughout the report.

On a **relative** basis, Great Valley School District students gave **more** favorable feedback on:

- Relationships
- Culture

Great Valley School District students gave **typical** feedback on:

- Engagement
- Instructional Methods

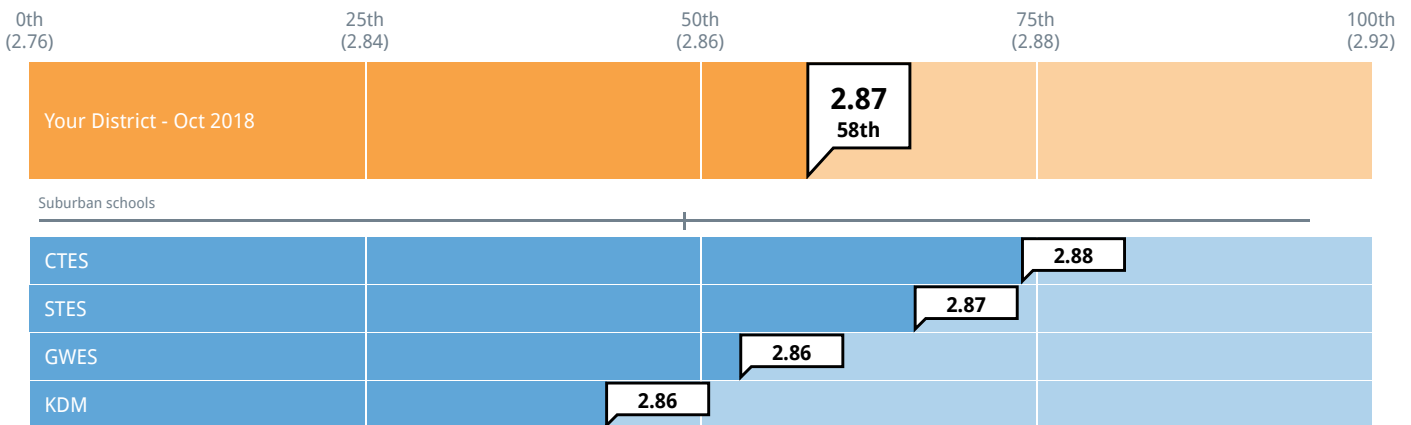
Great Valley School District students gave **less** favorable feedback on:

- Academic Rigor

This report represents feedback from **988** students across 4 participating elementary schools. Based on the enrollment data provided, your district received a **96%** response rate. Please refer to the Appendix section for more information about the demographics of the respondents.

ENGAGEMENT

This summary measure describes the degree to which students perceive high expectations and feel engaged with their school and their education.

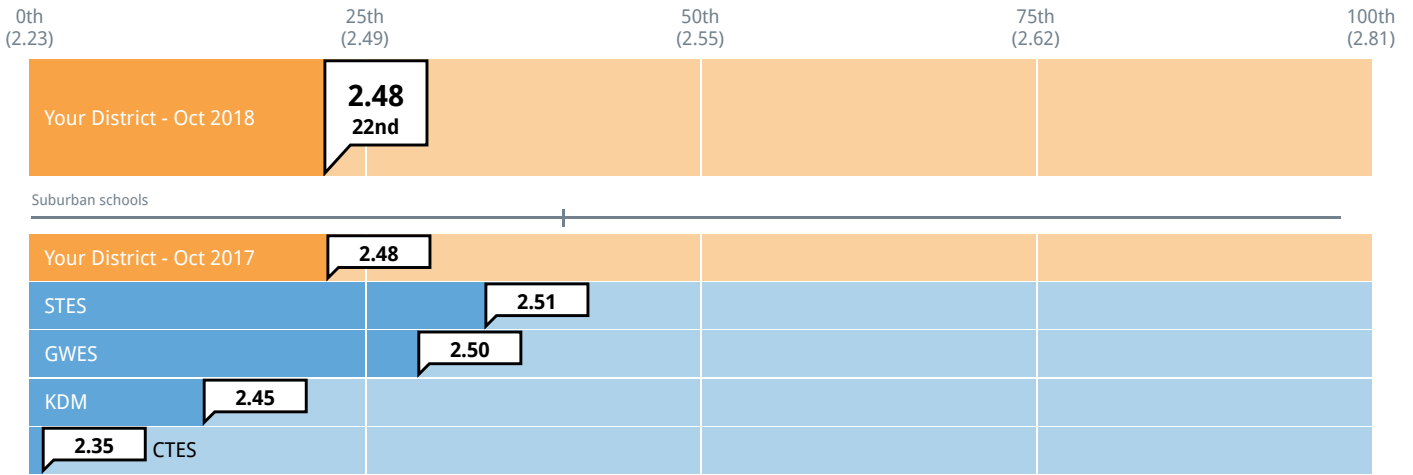


Cohort: Past results: On Off Subgroup:

Note on the Engagement summary measure: One of the questions in the Engagement summary measure has recently been revised. As a result, this summary measure has a fewer number of schools in its set of comparative data than do other summary measures in this report, and in addition, this summary measure will not have trend data even if other summary measures do. Please take this into account when viewing your Engagement data.

ACADEMIC RIGOR

This summary measure describes the degree to which students feel their learning is challenging and relevant.



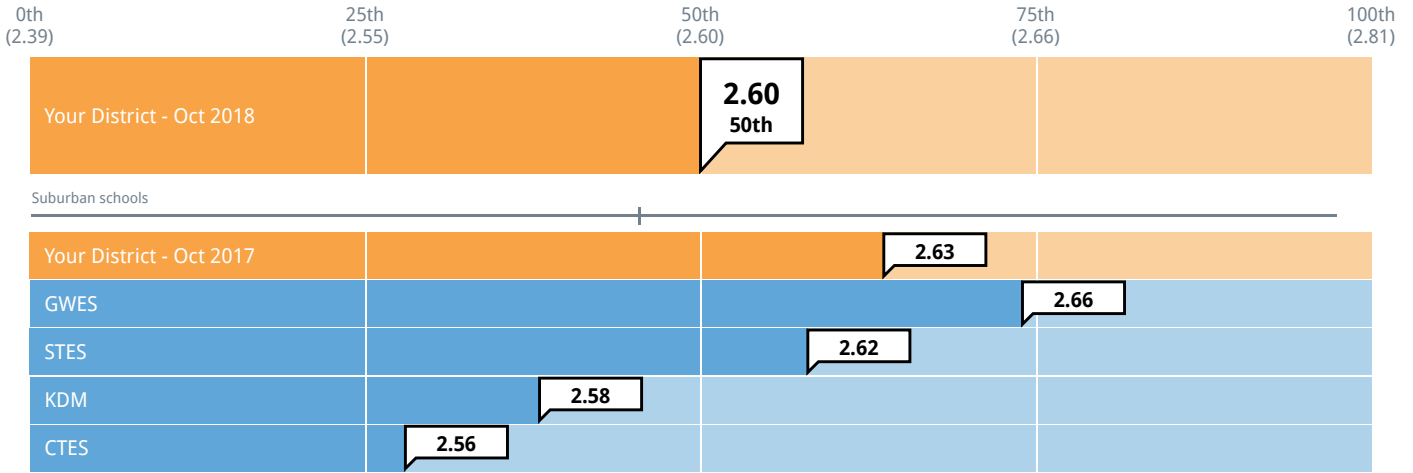
Cohort: Suburban schools ▼

Past results: On Off

Subgroup: School ▼

INSTRUCTIONAL METHODS

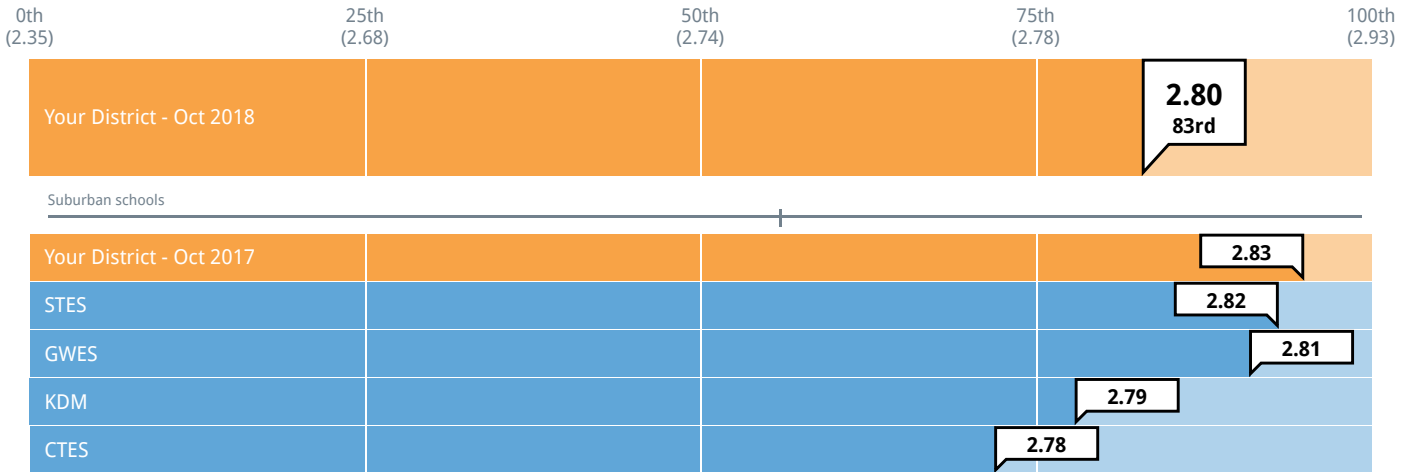
This summary measure describes the strategies and approaches students report their teachers using in class.



Cohort: Past results: On Off Subgroup:

RELATIONSHIPS

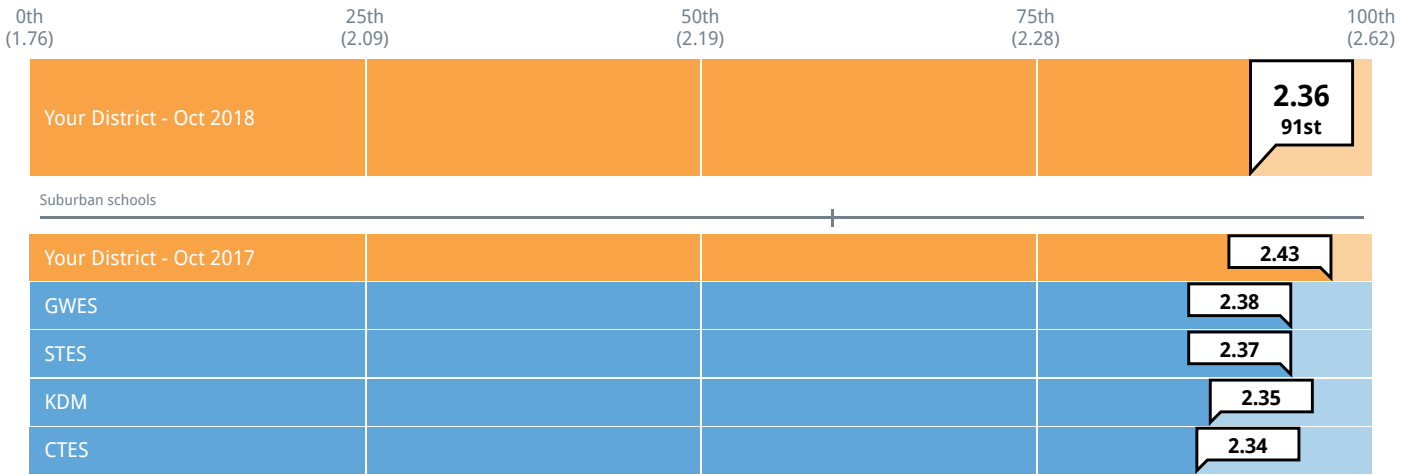
This summary measure describes the degree to which students have strong, supportive relationships with their teachers.



Cohort: Past results: On Off Subgroup:

CULTURE

This summary measure describes the degree to which students experience an orderly, respectful classroom environment.



Cohort: Suburban schools ▼

Past results: On Off

Subgroup: School ▼