

Great Valley School District - Elementary Schools - "Family Survey" District Report - February 2018

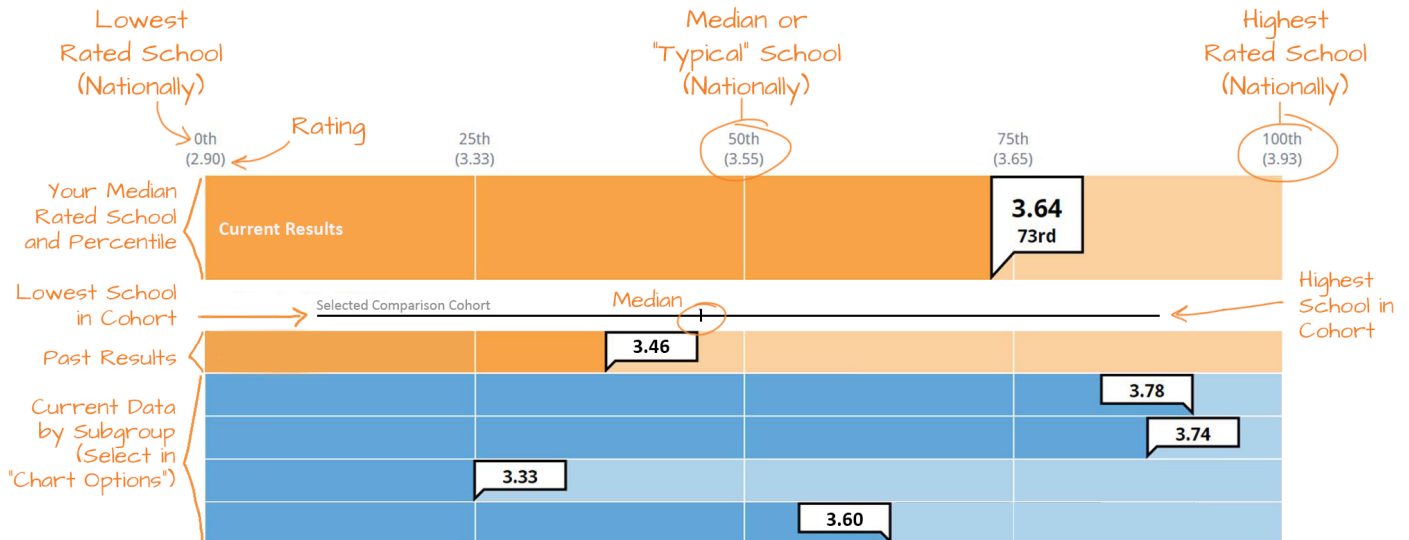
KEY RATINGS

Youth Truth

STUDENT SURVEY

A NATIONAL NONPROFIT

How To Read Your Report



Key Measures

Average Rating

Percentile Rank

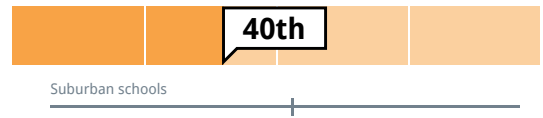
School Culture

4.23



Engagement & Empowerment

3.94



School Safety

4.07



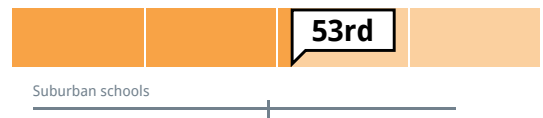
Relationships

4.30



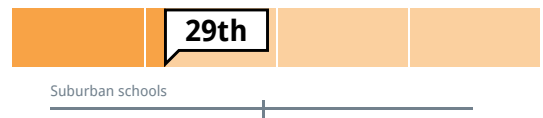
Resources

4.04



Communication & Feedback

3.91



EXECUTIVE SUMMARY

Family members of students at Great Valley School District elementary schools were surveyed in February 2018 about their perceptions of their school in terms of School Culture, School Safety, Engagement and Empowerment, Relationships, Resources and Facilities, and Communication and Feedback.

On an **absolute** basis, Great Valley School District family members provided the highest ratings on **Relationships** and **School Culture**, while the lowest rated topics were **Communication and Feedback** and **Engagement and Empowerment**.

In order to put feedback into context, this report compares Great Valley School District family members' ratings to the ratings of family members from **94** other elementary schools across the country.

On a **relative** basis, Great Valley School District family members gave **more** favorable feedback on:

- School Safety
- Relationships
- School Culture

Great Valley School District family members gave **typical** feedback on:

- Resources
- Engagement and Empowerment

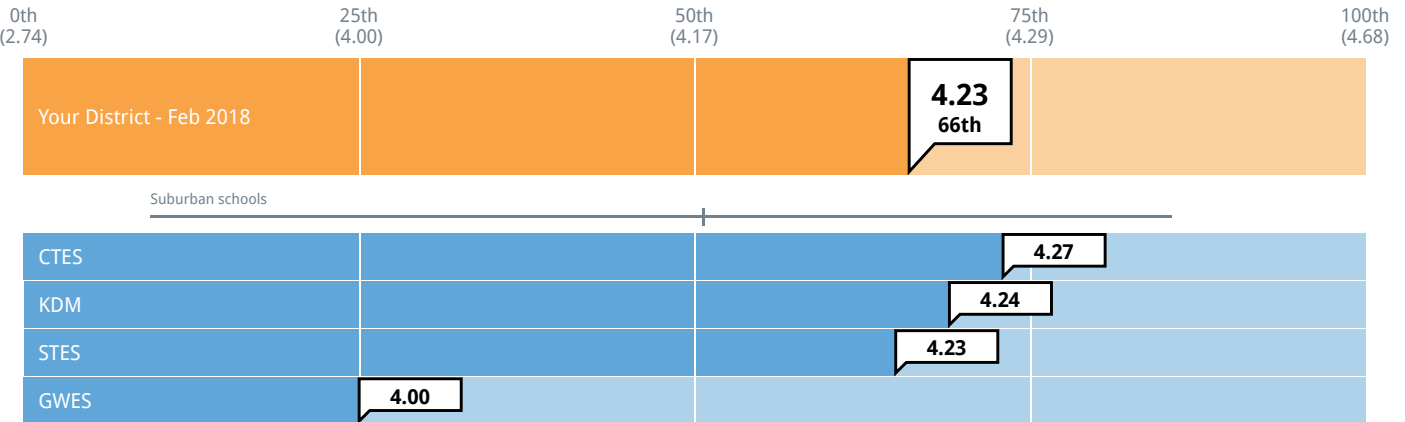
Great Valley School District family members gave **less** favorable feedback on:

- Communication and Feedback

The number of family members who responded to this survey is **537**. Please refer to the Appendix section for more information about the demographics of the respondents.

School Culture Summary Measure

This summary measure describes the degree to which families believe their school fosters shared goals, respect, fairness, and diversity.



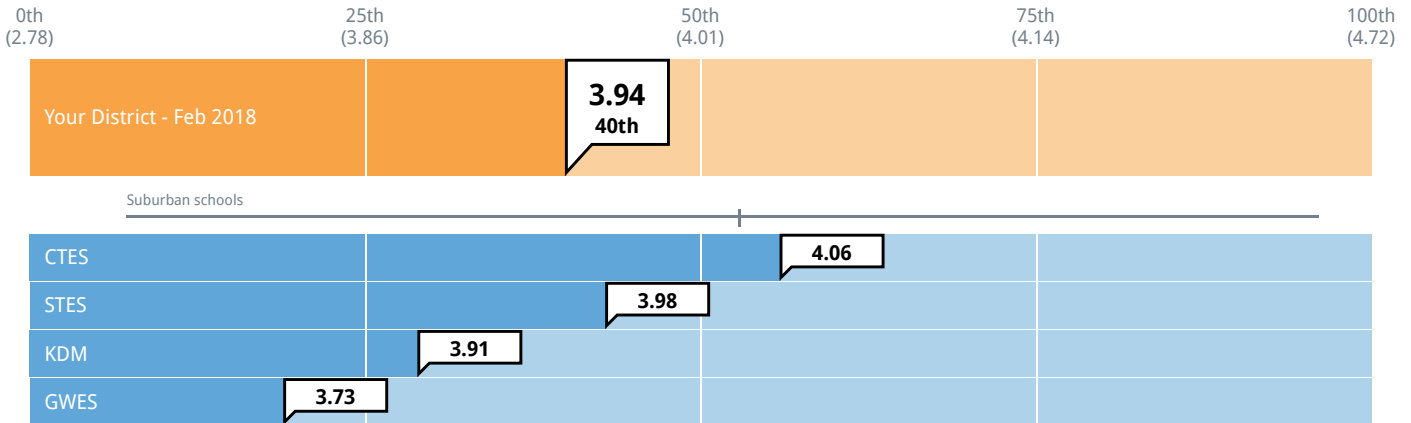
Cohort:

Past results: On Off

Subgroup:

Engagement & Empowerment Summary Measure

This summary measure describes the degree to which families are engaged in their school and empowered to influence decision making.



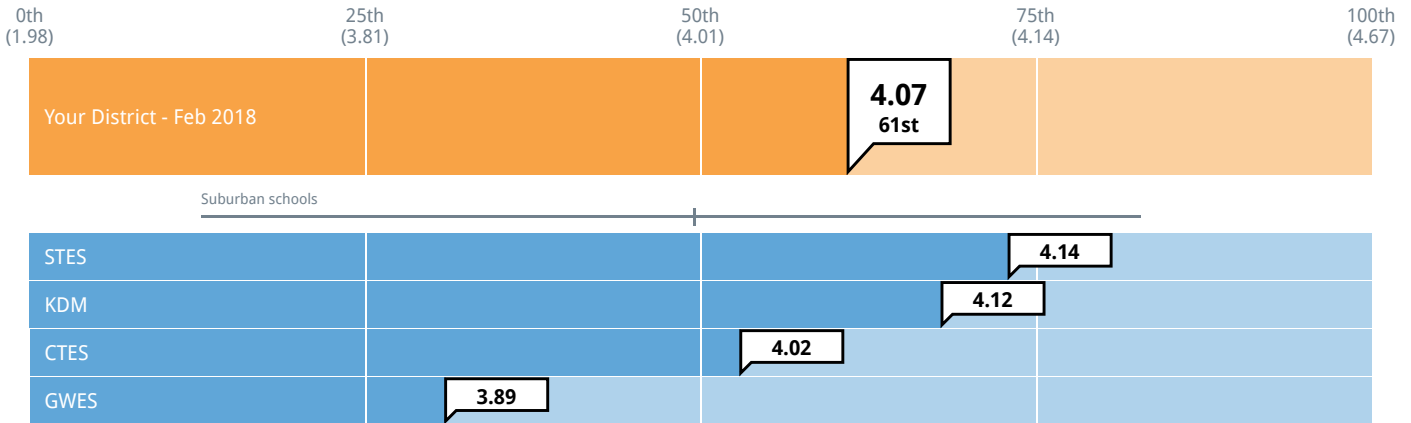
Cohort: Suburban schools ▼

Past results: On Off

Subgroup: School ▼

School Safety Summary Measure

This summary measure describes the degree to which families believe that their school is a safe place for students.



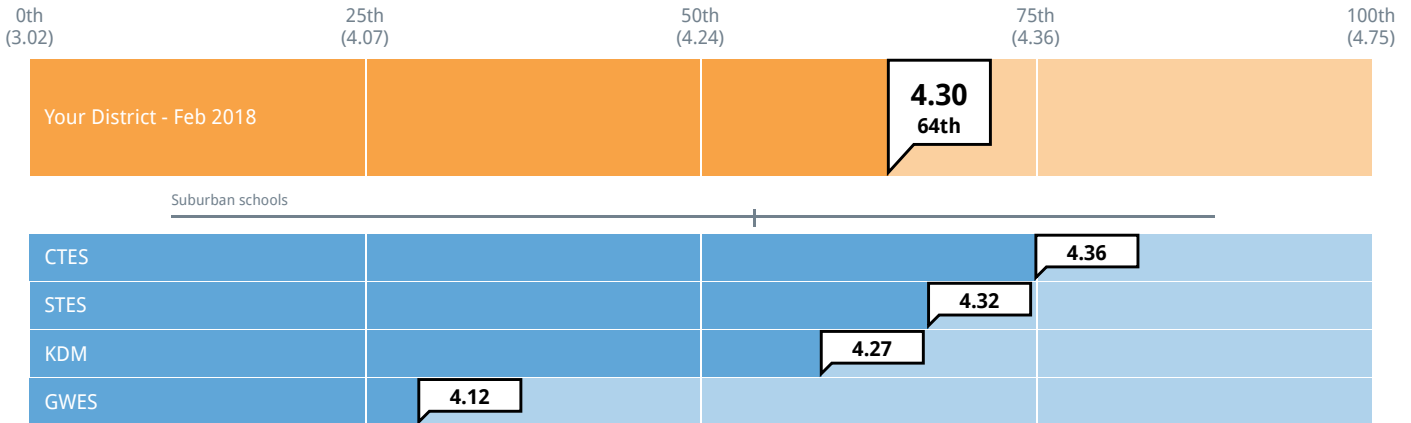
Cohort: Suburban schools ▼

Past results: On Off

Subgroup: School ▼

Relationships Summary Measure

This summary measure describes the degree to which families experience positive relationships in their school based on respect, care and approachability.



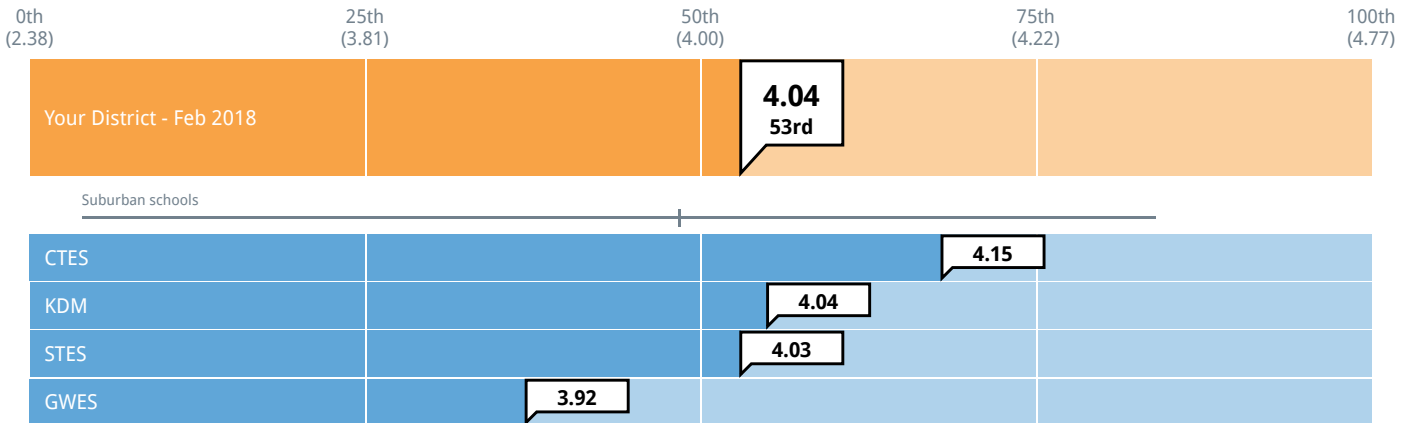
Cohort: Suburban schools ▼

Past results: On Off

Subgroup: School ▼

Resources Summary Measure

This summary measure describes the degree to which families believe that their school deploys the necessary resources to support students.



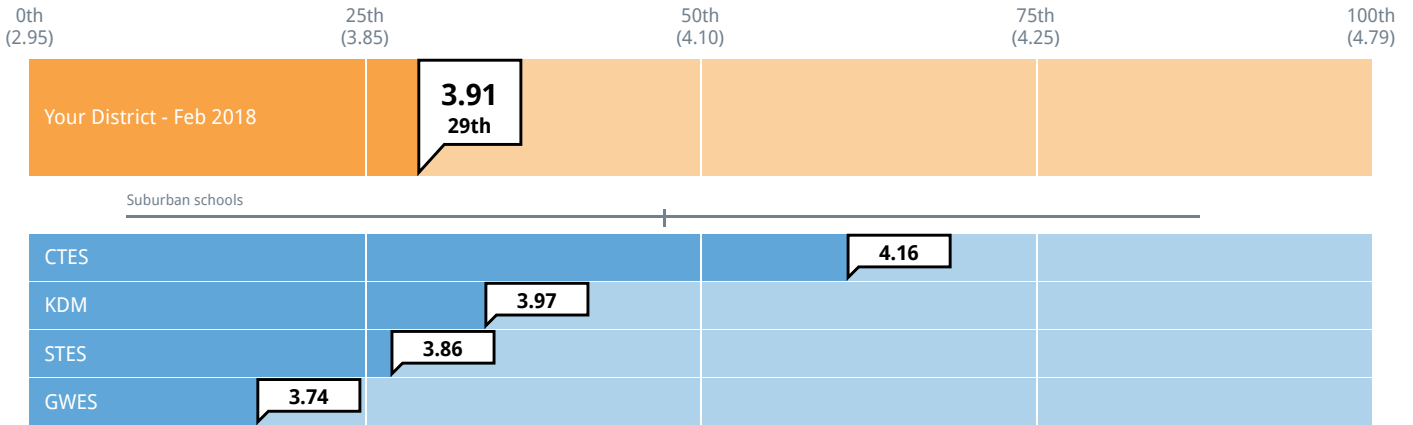
Cohort: Suburban schools ▼

Past results: On Off

Subgroup: School ▼

Communication & Feedback Summary Measure

This summary measure describes the degree to which there are open and effective lines of communication between families and schools.



Cohort: Suburban schools ▼

Past results: On Off

Subgroup: School ▼