





How to Log in to Word

Step 1	Click on the Word icon on the iPad. 
Step 2	Enter your email into this field and tap the Next button (Note: Your email is the first initial of your first name + your last name + your 2-digit graduation year + @student.gvsd.org). 
Step 3	Click on Work or School Account when prompted to select the account type. 
Step 4	Enter your password and tap on the Sign in button. 
Step 5	You should see your name in the circle in the upper left hand corner. 