






How to Log in to Your OneDrive

<p>Step 1</p>	<p>Tap on the OneDrive icon.</p> 
<p>Step 2</p>	<p>You will be brought to a screen like this.</p> 
<p>Step 3</p>	<p>Enter your email address (Note: Your email address is the first initial of your first name + your last name + your 2-digit graduation year + @student.gvsd.org).</p> 
<p>Step 4</p>	<p>If you are prompted to select your Personal OneDrive or OneDrive for Business, select OneDrive for Business.</p> 
<p>Step 5</p>	<p>Enter your password into the <i>Password</i> field, and tap <i>Sign In</i>.</p> 
<p>Step 6</p>	<p>You should now be able to access your OneDrive.</p> 