

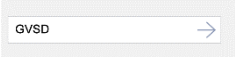
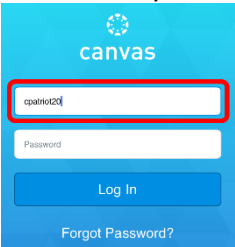
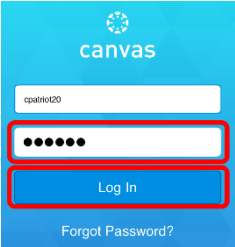


How to Log in to Canvas

Step 1	<p>Click on the Canvas icon on the iPad.</p> 
Step 2	<p>You will be brought to a screen like this.</p> 
Step 3	<p>Enter the initials GVSD in the <i>Find your school or district</i> field.</p> 
Step 4	<p>Enter your username in the <i>Username</i> field (Note: Your username is the first initial of your first name + your last name + your 2-digit graduation year).</p> 
Step 5	<p>Enter your and tap on the Log In button (Note: This is the same password that you would use for the school computers and Office 365 programs).</p> 
Step 6	<p>Tap on the Remember Authorization button and then tap on Authorize.</p> 